




Chicken Cruncher Template

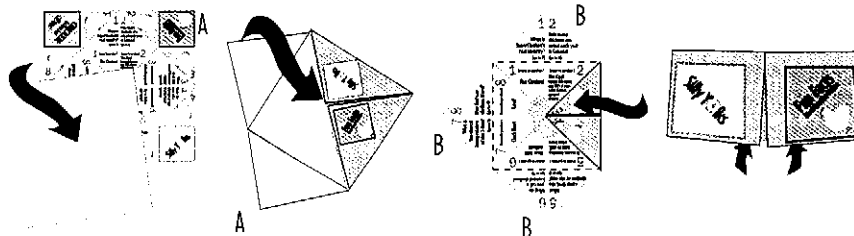
Cut out the large square and follow the directions for folding at the bottom of the page

 <p>Bok Bok</p>	<p>1</p> <p><i>What is SuperChicken's real identity?</i></p>	<p>2</p> <p><i>How many chickens are raised each year in Canada?</i></p>	 <p>Yum Yum</p>
<p>8</p> <p><i>How fast can chickens travel?</i></p>	<p>Cluck Kent</p> <p>Up to 15 km per hour!</p>	<p>Over 660 million!</p> <p>It means knowing how to walk when born.</p>	<p>3</p> <p><i>What does the word Precocial mean?</i></p>
<p>7</p> <p><i>Who is the closest living relative of the T-Rex?</i></p>	<p>The chicken!</p> <p>A Poultry-geist!</p>	<p>Lost!</p> <p>The Egg! Reptiles were laying eggs 100's of years before chickens appeared on earth.</p>	<p>4</p> <p><i>What do you call a chicken at the North Pole?</i></p>
 <p>Healthy ns Chicken Farmers of Nova Scotia</p>	<p>9</p> <p><i>What do you call a haunted chicken?</i></p>	<p>5</p> <p><i>What came first, the chicken or the egg?</i></p>	<p>Fun</p>

Cut cruncher out along black dotted line

Chicken Cruncher Directions

1. Place colour side face down
2. Fold A corner points to centre of square to form smaller square
3. Flip over: fold B corner points to centre to form even smaller square



Once folded, to start playing choose a category. Pinch cruncher in and out while spelling out the category word. The rest you'll know how to do! (Answers are on the inside flaps)

4. Fold in all four corners
5. Flip over: fold in half one direction, then in half the other direction.
6. Put thumbs and forefingers into the 4 pockets, pinch to hold it closed